

**CERTIFICATE OF BOARD OF CANVASSERS**

STATE OF MICHIGAN)  
SS  
COUNTY OF OAKLAND)  
City of Pontiac

We, the undersigned, constituting a majority of the board of Canvassers for the City of Pontiac, Oakland County, Michigan, do hereby certify that on Wednesday, November 8, 2000, we met and canvassed the returns of the Election Inspectors for the Supplemental Sanitation Fee Proposal for the General Election held in said city of Pontiac on Tuesday, November 7, 2000, and we do hereby certify that the votes cast at said Election for City Sanitation Proposal City of Pontiac, Oakland County, Michigan, were as follows:


Shall the City of Pontiac charge users of the sanitation system a supplemental sanitation fee of \$100 per year for a period of three (3) years beginning in the calendar year 2000 in order to extend the life of the city landfill?


Yes .....3,827  
No.....13,369  
Over Votes.....2  
Under Votes.....1,824  
  
Total Votes .....19,022


Further that **the No votes** having received the majority of votes cast, therefore defeating the Supplemental Sanitation Fee question by 77.74% of the total votes cast.

Given under our hand this  
17th day of November, A.D., 2000

  
HOLBERT MAXEY

  
ODESSA MC CLELLON

  
ANDREW PETTRESS

ATTEST:  
  
MARY H. WILLIAMS, CMC/AAE  
CITY CLERK

FAX-RAY™	TO: Trish	FROM: City of Pontiac	DATE: 12/6/00
	FAX #: 858-1533	FAX #:	PAGES INCLUDING THIS PAGE: 1
		PHONE #:	TDPS 14850

UN DATE:11/30/00 12:00 PM

VOTES PERCENT

PRECINCTS COUNTED (OF 30)	30	100.00
REGISTERED VOTERS - TOTAL	43,960	
BALLOTS CAST - TOTAL	19,031	
BALLOTS CAST - PRECINCT A	544	
BALLOTS CAST - PRECINCT B	75	
VOTER TURNOUT - TOTAL	43.29	
TRAIGHT PARTY TICKET		
VOTE FOR NOT MORE THAN 1		
(WITH 30 OF 608 PRECINCTS COUNTED 4.93%)		
REPUBLICAN PARTY (REP)	1,461	11.50
DEMOCRATIC PARTY (DEM)	11,104	87.44
REFORM PARTY (RFP)	22	.17
LIBERTARIAN PARTY (LIB)	38	.30
NATURAL LAW PARTY (NLP)	12	.09
U.S. TAXPAYERS PARTY (UTP)	22	.17
GREEN PARTY (GRN)	40	.31
Over Votes	19	
Under Votes	6,313	

LECTORS OF THE PRESIDENT AND VICE-PRESIDENT  
OF THE UNITED STATES

VOTE FOR NOT MORE THAN 1		
(WITH 30 OF 608 PRECINCTS COUNTED 4.93%)		
BUSH/CHENEY (REP)	3,360	17.78
BORE/LIEBERMAN (DEM)	15,174	80.30
BROWNE/OLIVIER (LIB)	77	.41
HAGELIN/GOLDHABER (NLP)	12	.06
PHILLIPS/FRAZIER (UTP)	69	.37
NADER/LADUKE (GRN)	186	.98
WRITE-IN	19	.10
Over Votes	34	
Under Votes	100	

UNITED STATES SENATOR

VOTE FOR NOT MORE THAN 1		
(WITH 30 OF 608 PRECINCTS COUNTED 4.93%)		
SPENCE ABRAHAM (REP)	3,597	19.27
DEBBIE STABENOW (DEM)	14,578	78.10
MARK A. FORTON (RFP)	131	.70
MICHAEL R. CORLISS (LIB)	128	.69
WILLIAM QUARTON (NLP)	39	.21
JOHN MANGOPOULOS (UTP)	55	.29
MATTHEW R. ABEL (GRN)	123	.66
WRITE-IN	16	.09
Over Votes	13	
Under Votes	351	

VOTES PERCENT

REPRESENTATIVE IN CONGRESS 9TH DISTRICT		
VOTE FOR NOT MORE THAN 1		
(WITH 30 OF 173 PRECINCTS COUNTED 17.34%)		
GRANT GARRETT (REP)	2,493	13.55
DALE E. KILDEE (DEM)	15,282	83.43
LAURIE M. MARTIN (LIB)	351	1.92
ALAYA BOUCHE' (NLP)	71	.39
TERRY R. HAINES (UTP)	112	.61
WRITE-IN	19	.10
Over Votes	7	
Under Votes	706	

REPRESENTATIVE IN STATE LEGISLATURE 43RD DISTRICT

VOTE FOR NOT MORE THAN 1		
(WITH 30 OF 41 PRECINCTS COUNTED 73.17%)		
PAMELA S. NEELY (REP)	3,243	17.84
CLARENCE E. PHILLIPS (DEM)	14,809	81.48
WRITE-IN	122	.67
Over Votes	5	
Under Votes	852	

MEMBERS OF THE STATE BOARD OF EDUCATION

VOTE FOR NOT MORE THAN 2		
(WITH 30 OF 608 PRECINCTS COUNTED 4.93%)		
TERRI LYNN LAND (REP)	2,729	7.87
LAWRENCE C. PATRICK, JR. (REP)	2,663	7.68
JOHN AUSTIN (DEM)	13,893	40.06
KATHLEEN STRAUS (DEM)	13,802	39.79
HELEN E. R. DITZHAZY (RFP)	165	.48
MARY ANN LESSNER (RFP)	259	.75
DIANE BARNES (LIB)	499	1.44
LYNNEA ELLISON (NLP)	120	.35
GAIL QUARTON (NLP)	151	.44
CLARA C. PILCHAK (UTP)	216	.62
MAX RIEKSE (UTP)	156	.45
WRITE-IN	16	.05
WRITE-IN	15	.04
Over Votes	22	
Under Votes	3,356	

\* RUN DATE:11/30/00 12:00 PM

VOTES PERCENT

VOTES PERCENT

MEMBERS OF THE BOARD OF REGENTS

OF UNIVERSITY OF MICHIGAN

VOTE FOR NOT MORE THAN 2

(WITH 30 OF 608 PRECINCTS COUNTED 4.93%)

WENDY ANDERSON (REP)	2,807	8.16
SUSY AVERY (REP)	2,666	7.75
LARRY DEITCH (DEM)	13,409	38.97
REBECCA MCGOWAN (DEM)	13,963	40.58
NICK WAUN (RFP)	140	.41
TIM MAULL (LIB)	290	.84
MARVIN MARVIN SUROWITZ (LIB)	209	.61
LISA ANNE PUCCIO (NLP)	204	.59
DAVID JAMES KNIGHT (UTP)	219	.64
JOE SANGER (UTP)	162	.47
SCOTT S. TRUDEAU (GRN)	292	.85
WRITE-IN	27	.08
WRITE-IN	19	.06
Over Votes	18	
Under Votes	3,637	

MEMBERS OF THE BOARD OF GOVERNORS

OF WAYNE STATE UNIVERSITY

VOTE FOR NOT MORE THAN 2

(WITH 30 OF 608 PRECINCTS COUNTED 4.93%)

MICHAEL KELLY (REP)	2,832	8.29
MARY KAY SHIELDS (REP)	2,761	8.08
PAUL MASSARON (DEM)	13,302	38.94
JACKIE WASHINGTON (DEM)	13,653	39.97
SCOTTY BOMAN (LIB)	589	1.72
THOMAS W. JONES (LIB)	300	.88
FREDERICK KLINE (UTP)	206	.60
LUCRETIA C. STURDIVANT (UTP)	225	.66
JAMES J. NICITA (GRN)	242	.71
WRITE-IN	32	.09
WRITE-IN	18	.05
Over Votes	14	
Under Votes	3,888	

MEMBERS OF THE BOARD OF TRUSTEES

OF MICHIGAN STATE UNIVERSITY

VOTE FOR NOT MORE THAN 2

(WITH 30 OF 608 PRECINCTS COUNTED 4.93%)

CONNIE BINSFELD (REP)	2,745	8.04
GEORGE SCOTT ROMNEY (REP)	2,994	8.77
DOROTHY V. GONZALES (DEM)	14,038	41.12
CAL RAPSON (DEM)	13,051	38.23
MICHAEL H. MILLER (LIB)	469	1.37
VIOLET STEELE (LIB)	428	1.25
ROBERT GALE (UTP)	371	1.09
WRITE-IN	25	.07
WRITE-IN	16	.05
Over Votes	4	
Under Votes	3,921	

COUNTY EXECUTIVE

VOTE FOR NOT MORE THAN 1

(WITH 30 OF 608 PRECINCTS COUNTED 4.93%)

L. BROOKS PATTERSON (REP)	4,462	24.26
GARY KOHUT (DEM)	13,471	73.24
PAUL W. CHAMPION (LIB)	438	2.38
WRITE-IN	22	.12
Over Votes	5	
Under Votes	633	

PROSECUTING ATTORNEY

VOTE FOR NOT MORE THAN 1

(WITH 30 OF 608 PRECINCTS COUNTED 4.93%)

DAVID G. GORCYCA (REP)	4,264	23.35
MATTHEW TURNER (DEM)	13,554	74.24
LEONARD SCHWARTZ (LIB)	420	2.30
WRITE-IN	20	.11
Over Votes	2	
Under Votes	771	

SHERIFF

VOTE FOR NOT MORE THAN 1

(WITH 30 OF 608 PRECINCTS COUNTED 4.93%)

MICHAEL J. BOUCHARD (REP)	5,791	54.54
MICHAEL A. CARSON (LIB)	4,499	42.37
WRITE-IN	328	3.09
Over Votes	3	
Under Votes	8,410	

2488578795

1-14-99; 5:14PM;



UN DATE:11/30/00 12:00 PM

VOTES PERCENT

VOTES PERCENT

JUDGE OF THE COURT OF APPEALS 2ND DISTRICT  
ON-INCUMBENT POSITION TERM ENDING 1/1/2007  
VOTE FOR NOT MORE THAN 1  
(WITH 30 OF 608 PRECINCTS COUNTED 4.93%)

J. MARTIN BRENNAN . . . . .	4,270	30.75
JESSICA R. COOPER. . . . .	9,440	67.97
WRITE-IN. . . . .	178	1.28
Over Votes . . . . .	13	
Under Votes . . . . .	5,130	

JUDGE OF THE DISTRICT COURT 50TH DISTRICT  
REGULAR TERM ENDING 1/1/2007  
VOTE FOR NOT MORE THAN 1  
(WITH 30 OF 30 PRECINCTS COUNTED)

LEO BOWMAN . . . . .	10,179	61.75
RONDA FOWLKES GROSS . . . . .	6,259	37.97
WRITE-IN. . . . .	47	.29
Over Votes . . . . .	15	
Under Votes . . . . .	2,531	

JUDGE OF THE CIRCUIT COURT 6TH CIRCUIT  
INCUMBENT POSITION TERM ENDING 1/1/2007  
VOTE FOR NOT MORE THAN 5  
(WITH 30 OF 608 PRECINCTS COUNTED 4.93%)

ALICE L. GILBERT . . . . .	8,190	23.20
DENISE LANGFORD MORRIS . . . . .	7,756	21.97
WENDY POTTS. . . . .	6,112	17.31
EDWARD SOSNICK. . . . .	6,269	17.76
DEBORAH G. TYNER . . . . .	6,615	18.74
WRITE-IN. . . . .	170	.48
WRITE-IN. . . . .	70	.20
WRITE-IN. . . . .	48	.14
WRITE-IN. . . . .	44	.12
WRITE-IN. . . . .	28	.08
Over Votes . . . . .	30	
Under Votes . . . . .	59,823	

STATE PROPOSAL 00-1  
(WITH 30 OF 608 PRECINCTS COUNTED 4.93%)

YES . . . . .	4,437	25.34
NO. . . . .	13,070	74.66
Over Votes . . . . .	6	
Under Votes . . . . .	1,518	

STATE PROPOSAL 00-2  
(WITH 30 OF 608 PRECINCTS COUNTED 4.93%)

YES . . . . .	6,208	37.98
NO. . . . .	10,138	62.02
Over Votes . . . . .	4	
Under Votes . . . . .	2,681	

COUNTY PROPOSAL A  
(WITH 30 OF 608 PRECINCTS COUNTED 4.93%)

YES . . . . .	8,438	50.82
NO. . . . .	8,165	49.18
Over Votes . . . . .	5	
Under Votes . . . . .	2,423	

SUPPLEMENTAL SANITATION FEE PONTIAC CITY  
(WITH 30 OF 30 PRECINCTS COUNTED)

YES . . . . .	3,827	22.24
NO. . . . .	13,378	77.76
Over Votes . . . . .	2	
Under Votes . . . . .	1,824	

JUDGE OF THE PROBATE COURT TERM ENDING 1/1/2007  
VOTE FOR NOT MORE THAN 1  
(WITH 30 OF 608 PRECINCTS COUNTED 4.93%)

LINDA SUSAN HALLMARK. . . . .	10,812	96.43
WRITE-IN. . . . .	400	3.57
Over Votes . . . . .	1	
Under Votes . . . . .	7,818	

12488578795

1-14-00 15:14:09